



Location: CMA5b - Pedestrian Plaza

Report on 24-hour TSP monitoring for EP-376/2009

Action Level - 209.9 µg/m³

Limit Level - 260 µg/m³

Date	Sampling Time	Weather Condition	Filter paper no.	Filter Weight, g		Elapse Time, hr		Sampling Time, hr	Flow Rate, m ³ /min			Total Volume, m ³	TSP Level, µg/m ³
				Initial	Final	Initial	Final		Initial, Q _{si}	Final, Q _{sf}	Average		
27-Oct-16	8:00	Fine	16335	2.8477	3.0075	7457.77	7481.77	24.00	0.98	0.98	0.98	1417	112.7
2-Nov-16	8:00	Fine	17828	2.7957	3.0183	7484.77	7508.77	24.00	1.00	1.00	1.00	1435	155.1
8-Nov-16	8:00	Cloudy	17763	2.7079	2.9170	7511.77	7535.77	24.00	0.99	1.00	1.00	1433	145.9
14-Nov-16	8:00	Fine	17956	2.8326	3.0895	7538.77	7562.77	24.00	1.05	1.05	1.05	1516	169.5
19-Nov-16	8:00	Cloudy	17912	2.8293	3.0123	7565.77	7589.77	24.00	1.08	1.08	1.08	1553	117.8
25-Nov-16	8:00	Cloudy	17797	2.7553	2.9618	7592.77	7616.77	24.00	1.09	1.10	1.09	1576	131.0

Report on 1-hour TSP monitoring for EP-376/2009

Action Level - 339.7 µg/m³

Limit Level - 500 µg/m³

Date	Sampling Time	Weather Condition	Filter paper no.	Filter Weight, g		Elapse Time, hr		Sampling Time, hr	Flow Rate, m ³ /min			Total Volume, m ³	TSP Level, µg/m ³
				Initial	Final	Initial	Final		Initial, Q _{si}	Final, Q _{sf}	Average		
28-Oct-16	8:03	Fine	17521	2.7322	2.7424	7481.77	7482.77	1.00	0.98	0.98	0.98	59	172.8
28-Oct-16	9:10	Fine	17689	2.7278	2.7428	7482.77	7483.77	1.00	0.98	0.98	0.98	59	254.1
28-Oct-16	13:30	Fine	17847	2.7901	2.8113	7483.77	7484.77	1.00	0.98	0.98	0.98	59	359.1
3-Nov-16	8:05	Fine	18013	2.8353	2.8530	7508.77	7509.77	1.00	1.00	1.00	1.00	60	295.8
3-Nov-16	9:30	Fine	17776	2.7382	2.7555	7509.77	7510.77	1.00	1.00	1.00	1.00	60	289.1
3-Nov-16	10:50	Fine	17768	2.6882	2.7046	7510.77	7511.77	1.00	1.00	1.00	1.00	60	274.1
9-Nov-16	8:05	Cloudy	18011	2.8354	2.8444	7535.77	7536.77	1.00	1.00	1.00	1.00	60	150.0
9-Nov-16	9:10	Cloudy	17973	2.8465	2.8605	7536.77	7537.77	1.00	1.00	1.00	1.00	60	233.4
9-Nov-16	10:50	Cloudy	17967	2.8422	2.8542	7537.77	7538.77	1.00	1.00	1.00	1.00	60	200.0
15-Nov-16	8:06	Fine	18003	2.8568	2.8723	7562.77	7563.77	1.00	1.05	1.05	1.05	63	245.6
15-Nov-16	9:17	Fine	17928	2.8574	2.8767	7563.77	7564.77	1.00	1.08	1.08	1.08	65	297.8
15-Nov-16	11:00	Fine	17921	2.8654	2.8836	7564.77	7565.77	1.00	1.08	1.08	1.08	65	280.8
21-Nov-16	8:03	Cloudy	17932	2.8507	2.8571	7589.77	7590.77	1.00	1.08	1.08	1.08	65	98.7
21-Nov-16	9:30	Cloudy	17809	2.7043	2.7150	7590.77	7591.77	1.00	1.08	1.08	1.08	65	165.1
21-Nov-16	11:00	Cloudy	17804	2.7126	2.7214	7591.77	7592.77	1.00	1.08	1.08	1.08	65	135.8
26-Nov-16	8:05	Rainy	18098	2.7397	2.7473	7616.77	7617.77	1.00	1.10	1.10	1.10	66	115.4
26-Nov-16	9:40	Rainy	18280	2.6552	2.6686	7617.77	7618.77	1.00	1.10	1.10	1.10	66	203.5
26-Nov-16	10:50	Rainy	18284	2.6600	2.6738	7618.77	7619.77	1.00	1.10	1.10	1.10	66	209.6



Location: CMA6a - WDII PRE Office

Report on 24-hour TSP monitoring for EP-376/2009

Action Level - 207.1 µg/m³

Limit Level - 260 µg/m³

Date	Sampling Time	Weather Condition	Filter paper no.	Filter Weight, g		Elapse Time, hr		Sampling Time, hr	Flow Rate, m ³ /min			Total Volume, m ³	TSP Level, µg/m ³
				Initial	Final	Initial	Final		Initial, Q _{si}	Final, Q _{sf}	Average		
27-Oct-16	8:00	Fine	16334	2.8435	2.9286	1143.48	1167.48	24.00	1.10	1.10	1.10	1588	53.6
2-Nov-16	8:00	Fine	17829	2.8118	2.9279	1170.50	1194.50	24.00	1.11	1.11	1.11	1605	72.4
8-Nov-16	8:00	Cloudy	17761	2.7434	2.8618	1197.50	1221.50	24.00	1.11	1.12	1.11	1602	73.9
14-Nov-16	8:00	Fine	17957	2.8274	3.0047	1224.50	1248.50	24.00	1.03	1.03	1.03	1485	119.4
19-Nov-16	8:00	Cloudy	16514	2.8836	2.9852	1251.56	1275.56	24.00	1.03	1.03	1.03	1481	68.6
25-Nov-16	8:00	Cloudy	17795	2.7292	2.8260	1278.56	1302.56	24.00	1.04	1.05	1.05	1506	64.3

Report on 1-hour TSP monitoring for EP-376/2009

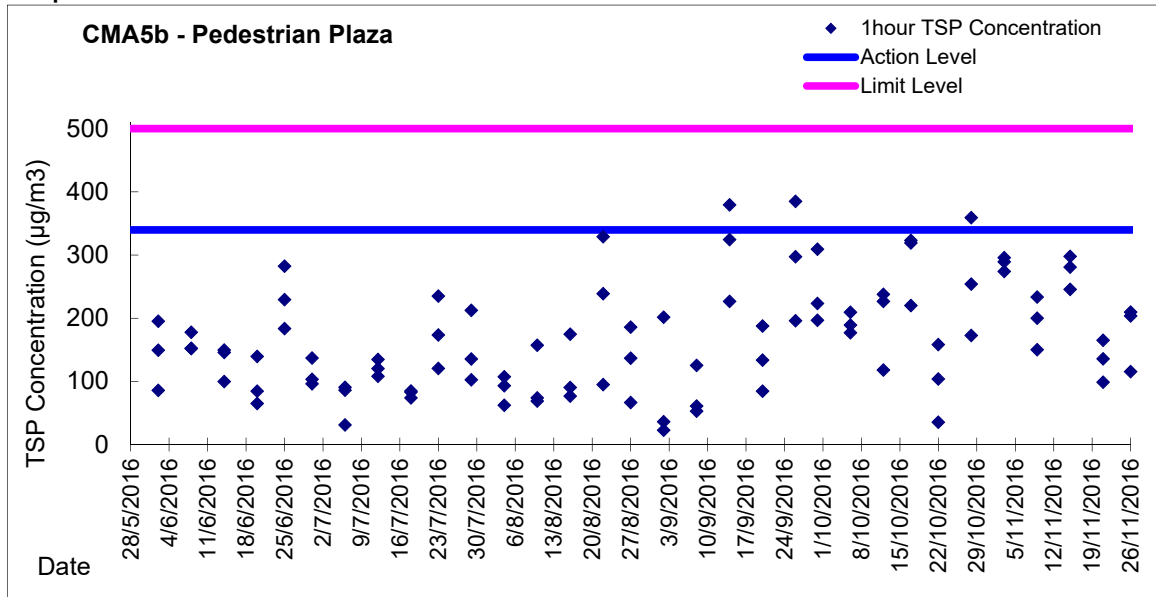
Action Level - 333 µg/m³

Limit Level - 500 µg/m³

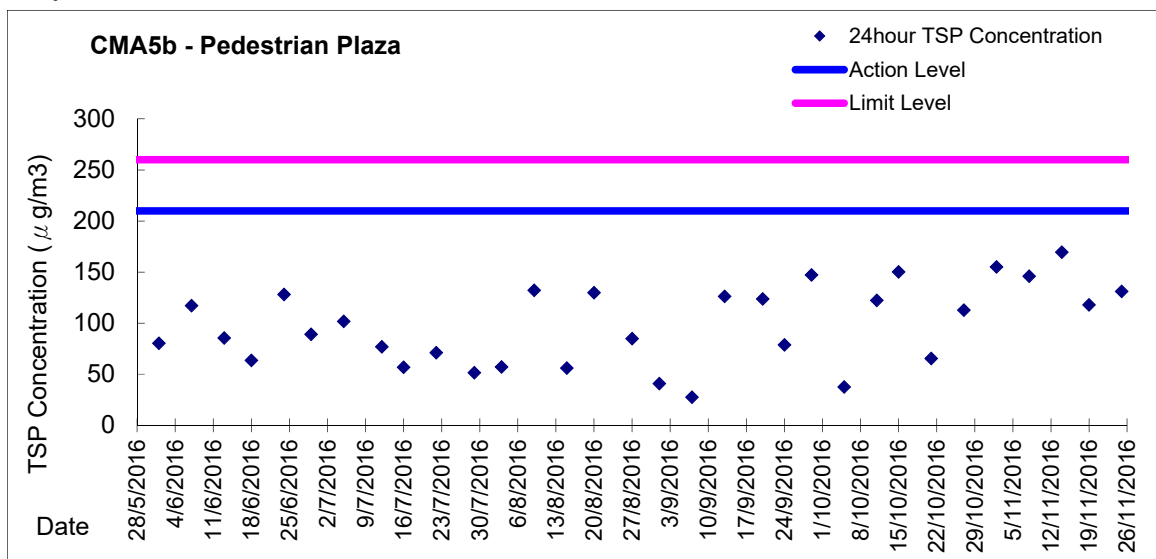
Date	Sampling Time	Weather Condition	Filter paper no.	Filter Weight, g		Elapse Time, hr		Sampling Time, hr	Flow Rate, m ³ /min			Total Volume, m ³	TSP Level, µg/m ³
				Initial	Final	Initial	Final		Initial, Q _{si}	Final, Q _{sf}	Average		
28-Oct-16	8:20	Fine	17708	2.7242	2.7302	1167.48	1168.48	1.00	1.10	1.10	1.10	66	90.7
28-Oct-16	9:35	Fine	17702	2.7355	2.7403	1168.48	1169.48	1.00	1.00	1.00	1.00	60	80.4
28-Oct-16	15:15	Fine	17837	2.8003	2.8091	1169.48	1170.48	1.00	1.00	1.00	1.00	60	147.3
3-Nov-16	8:02	Fine	17782	2.7679	2.7758	1194.50	1195.50	1.00	1.11	1.11	1.11	67	118.1
3-Nov-16	9:10	Fine	17775	2.7549	2.7618	1195.50	1196.50	1.00	1.11	1.11	1.11	67	103.2
3-Nov-16	10:30	Fine	17770	2.7663	2.7731	1196.50	1197.50	1.00	1.11	1.11	1.11	67	101.7
9-Nov-16	8:02	Cloudy	17991	2.8439	2.8491	1221.50	1222.50	1.00	1.12	1.12	1.12	67	77.6
9-Nov-16	9:30	Cloudy	17988	2.8642	2.8692	1222.50	1223.50	1.00	1.12	1.12	1.12	67	74.6
9-Nov-16	10:35	Cloudy	17965	2.8422	2.8482	1223.50	1224.50	1.00	1.12	1.12	1.12	67	89.5
15-Nov-16	8:30	Fine	17960	2.8489	2.8606	1248.55	1249.55	1.00	0.90	0.90	0.90	54	215.7
15-Nov-16	9:45	Fine	17927	2.8461	2.8535	1249.55	1250.55	1.00	0.97	0.97	0.97	58	127.5
15-Nov-16	13:00	Fine	17919	2.8150	2.8265	1250.55	1251.55	1.00	1.03	1.03	1.03	62	186.0
21-Nov-16	8:03	Cloudy	17814	2.7179	2.7245	1275.56	1276.56	1.00	1.03	1.03	1.03	62	106.7
21-Nov-16	9:35	Cloudy	17807	2.7308	2.7361	1276.56	1277.56	1.00	1.03	1.03	1.03	62	85.7
21-Nov-16	13:00	Cloudy	17802	2.7390	2.7446	1277.56	1278.56	1.00	1.03	1.03	1.03	62	90.6
26-Nov-16	8:15	Rainy	18096	2.7473	2.7520	1302.56	1303.56	1.00	0.99	0.99	0.99	59	79.5
26-Nov-16	9:35	Rainy	18289	2.6751	2.6780	1303.56	1304.56	1.00	0.99	0.99	0.99	59	49.1
26-Nov-16	10:35	Rainy	18282	2.6426	2.6517	1304.56	1305.56	1.00	0.99	0.99	0.99	59	153.9



Graphic Presentation of 1 hour TSP Result for EP-376/2009

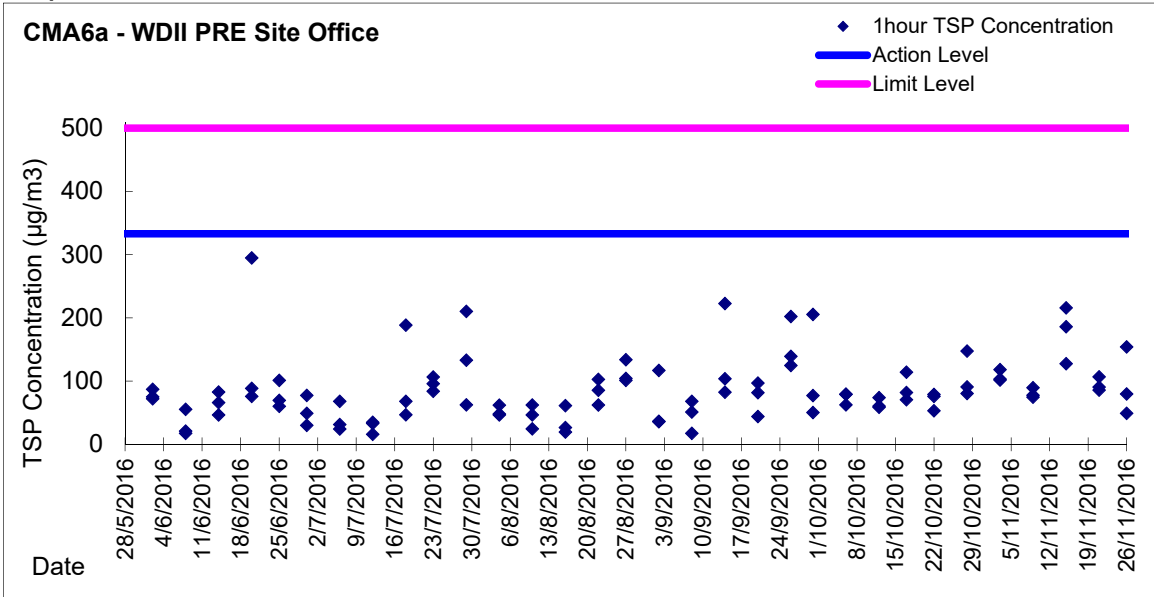


Graphic Presentation of 24 hour TSP Result for EP-376/2009





Graphic Presentation of 1 hour TSP Result for EP-376/2009



Graphic Presentation of 24 hour TSP Result for EP-376/2009

